

Leader in Electric Tankless Water Heating

ERB Series
with Built in Disconnect Switch

Why Choose an Electric Tankless Water Heater?

Why?

Eliminates
hot water line



Point of use
installation



Eliminates
standby losses

99%
Energy-Efficient



Lowest Material and Labor Costs

Eliminates the need for:

- Hot water line, simplifying piping
- Drain pan
- Temperature/pressure valve

99% Energy-Efficient Solution

- Point of use installation provides hot water when and where it's needed
- Only draws power when activated
- Eliminates standby losses – no waiting for water to be piped in from a centralized water tank

Chronomite: The #1 Choice

Set It and Forget It

Zero Maintenance Choice

- Self-cleaning waterway requires no maintenance



ERB Series
with Built in Disconnect Switch

Innovative Products

Prefabricated housing contains everything you need


- Point-of-use water heater
- Integral mixing valve
- Disconnect switch
- Building management system connections with leak detection

Outstanding Customer Service

- Stocked product available for quick shipment
- Industry-best lead times



CM Series and R Series



CM Series
Instant-Flow® C-Micro

CM Series

- 0.2 GPM activation
- Temperature adjustment
- Uses: Lavatories, hand sinks



R Series
MIGHTY-MITE®

R Series

- 0.35 GPM activation
- Temperature adjustment
- ANZI 35.1 Compliant
- Uses: Eye/Face wash, kitchen sink

Z Series InviZible



Z series with CMI +
Disconnect Switch



CMI Series
CompliantMix®



Pre-fabricated product



Pre-wired disconnect switch

Z Series InviZible


- Enclosed box recesses into the wall to hide heater
 - Semi-recessed option available
- Pre-fabricated product shipped per image shown
 - Pre-wired disconnect switch option available
- Primer coat standard
 - Stainless Steel and locking box options available
- Compatible with CM, CMI, CMX, and R series heaters.

CMX Series Flow Secure®

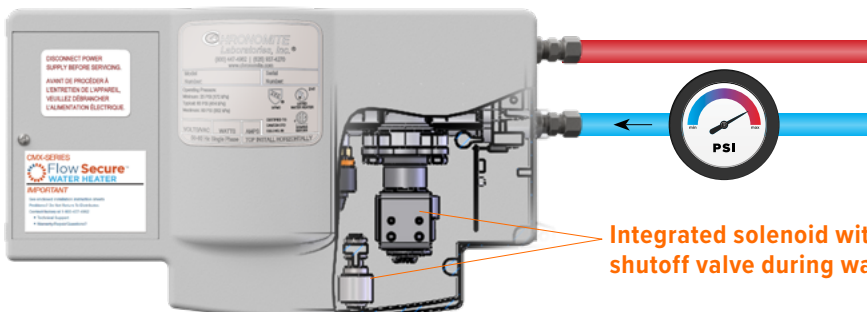


CMX Series Flow Secure

- Leak detection available
 - Integrated solenoid valve shuts off water if leak is ever detected
- Building management system connection through BACnet
 - Records data: kW usage, output temperature, on/off status, leak detection, and pressure spikes <100 PSI



CMX Series Flow Secure®



Integrated solenoid with automatic shutoff valve during water detection

 **Flow Secure®**
WATER HEATER

ERB Series BOXER®



ERB Series

ERB Series Boxer

- Uses: Emergency drench equipment
- Provides tepid water at 2.6-30 GPM
- Eliminates need for emergency tempering valve
- Fused disconnect switch (shown available without requirement of NEMA enclosure)
- Large energy cost savings – ROI in 2-3 years
- Select R and ER series for emergency eye/face wash applications



ERB Series
with Built in
Disconnect Switch

Manufacturing Divisions

WATER CONTROLS



DRAINAGE



PLUMBING FIXTURES & ACCESS



FIRE PROTECTION



MANUFACTURING SUPPORT



Sales & Distribution



UNITED KINGDOM



ELMCO + ASSOC.



CANADA

