


# Wedge™ 96" Solid Surface Basin



Patented D841785

Model Shown: 9163-WD04 (3-Station) Basin  
96" Wide Solid Surface Wedge Basin

- WALL MOUNTED 96" LENGTH SOLID SURFACE BASIN
- CAN BE USED WITH DYSON AIRBLADE WASH+DRY FAUCETS
- ADA COMPLIANT  
(WHEN PROPERLY INSTALLED) 
- MATERIAL OF CONSTRUCTIONS PHYSICAL PROPERTIES  
IN COMPLIANCE WITH:  
CSA B45.5/IAPMO Z124  
ANSI/ICPA SS-1  
(REFER TO TECHNICAL DATA SHEET FOR COMPLETE DETAILS)
- GREENGUARD GOLD CERTIFIED FOR LOW EMISSIONS



**APPROVAL FOR MANUFACTURE**

COMPANY: \_\_\_\_\_

PROJECT NAME: \_\_\_\_\_

SIGNEE'S NAME PRINTED CLEARLY: \_\_\_\_\_

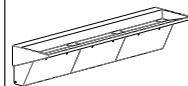
DATE: \_\_\_\_\_

AUTHORIZED SIGNATURE: \_\_\_\_\_

 **WARNING:** Cancer and Reproductive Harm - [www.P65Warnings.ca.gov](http://www.P65Warnings.ca.gov)

## DESCRIPTION MODEL/OPTION #

### A ORIENTATION - Required Selection INIT. \_\_\_\_\_



- ☒ **Wall Mounted Basin**  
(Standard Mounting) 9163

### Add(+) B BASIN COLOR SELECTION - Required Selection INIT. \_\_\_\_\_

#### Corterra® Solid Surface Color

Color: \_\_\_\_\_

(Refer to <https://www.neo-metro.com/luxury-solid-surface>  
for available colors)

### Add(+) C FAUCET AND CONFIGURATION - Required Selection INIT. \_\_\_\_\_



- ☐ **No Faucet Hole**  
For wall mounted faucet - H0



- ☐ **Single Hole**  
ø1-3/8" Centered Hole - H1



- ☐ **8" Centerset**  
ø1-3/8" Centerset Holes - H38



- ☐ **WD04 Dyson Airblade Wash+Dry**  
Deck Mounted Faucet (Recommend ASSE 1070 Valve)

Customer is required to submit Faucet spec sheet to  
confirm compatibility with Neo-Metro's Faucet drilling.

### Add(+) D PRODUCT OPTIONS OPTIONAL Selection INIT. \_\_\_\_\_

- ☐ **MXTP (ASSE 1070 Tempering Valve)** -ST70CP-12

**NOTE:** Recommend One (1) Mixing Valve  
Per Station. Valve Specs: 4.5 GPM  
(17 LPM) @ 45 PSI (310 kPa)

- ☐ **P-Trap Waste (Must Specify Type)** -PT  
☐ Plastic P-Trap ☐ Brass P-Trap

- ☐ **Integral Overflow** -OF

### Add(+) E P-TRAP COVER ENVIRO-GLAZE® COLOR Satin Finish Standard- Optional Selection INIT. \_\_\_\_\_

#### Enviro-Glaze® Color

Color: \_\_\_\_\_

(Refer to [https://www.neometro.com/uploads/fileLibrary/AE-enviroglaze-colorchart-high\\_6-09-14.pdf](https://www.neometro.com/uploads/fileLibrary/AE-enviroglaze-colorchart-high_6-09-14.pdf)  
for available colors)

# Wedge™ 96" Solid Surface Basin

**Integral Basin** is intended to be mounted to accommodate ADA. Basin is constructed of Corterra® solid surface polymer resin and combines the look of granite and the feel of commercial-grade designer Basins. Adequate wall backing is required to support this wall mount, off-floor Basin fixture. When mounted 33" at finished floor, fixture will comply with OBC requirements. When mounted 34" at finished floor, fixture will comply with ANSI, UFAS and ADA requirements. Alternatively, the fixture may be mounted at the height to comply with ADA requirements for children. Compliance is subject to the interpretation and requirements of the local code authority.

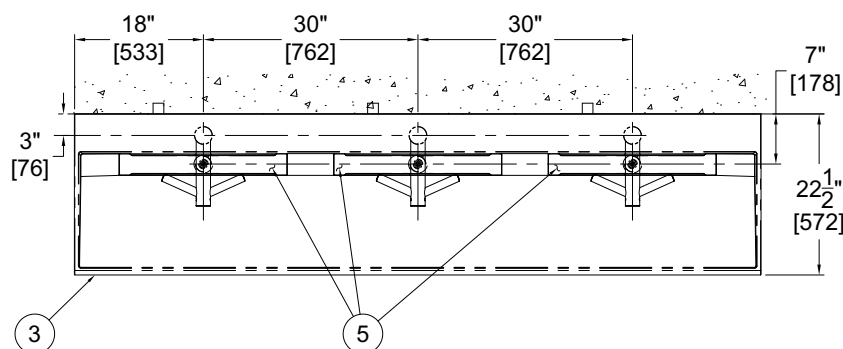
**P-Trap Enclosure** is included to conceal hot & cold Mixing Valve, Supply and Waste connections. Enclosure is fabricated of 18 gage, type 304 stainless steel with a satin finish and engineered to provide a profile that complies with both ADA & OBC.

 **Wedge Basin** is constructed of Corterra® solid-surface polymer resin. Fixture includes Grid Strainer.

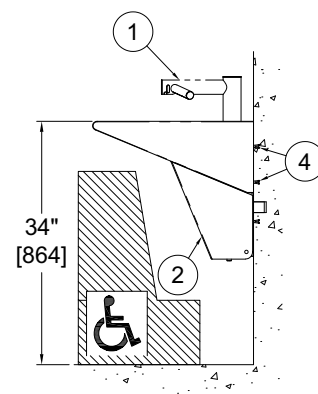
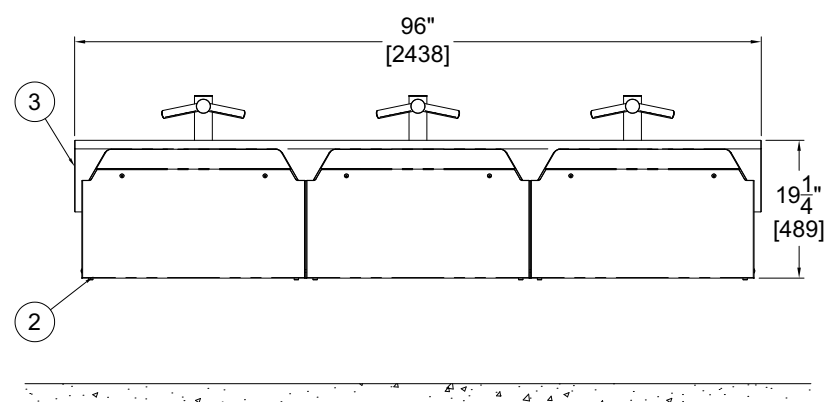
**Mounting Bracket** is included and fabricated of 11 gage stainless steel with rear Anchoring Slots. Adequate wall backing is required.

**Optional Valve** is available; ASSE 1070 compliant Valve delivers constant water flow by compensating for temperature and pressure fluctuations. Valve is factory set to 105° Fahrenheit and includes integral Checks and Strainer to prevent cross-flow and contamination. Maximum operating pressure 125 PSI.

**Dyson Airblade Wash+Dry Faucet is optionally available.** Also available (-H1) a 1-3/8" (34.9mm) hole can be drilled in a pre-configured single-hole per station and (-H0) a no hole option for wall mounted Faucets by others. Neo-Metro requires customers to submit specification sheet of Faucet to confirm compatibility. Custom Faucet configurations may be specified by submitting a completed and signed Faucet Drilling Worksheet. Neo-Metro stainless steel commercial Faucets are available and sold separately.



- 1 OPTIONAL WD04 DYSON AIRBLADE™ WASH+DRY DECK MOUNTED FAUCET SHOWN
- 2 P-TRAP & PIPING HINGED ENCLOSURE
- 3 CORTERRA® SOLID SURFACE WEDGE BASIN
- 4 MOUNTING HARDWARE, BY OTHERS
- 5 REMOVABLE GRATE COVER



Model Shown: 9163 (3-Station) Basin  
96" Wide Solid Surface Wedge Basin

All dimensions are subject to manufacturer's tolerance of plus or minus 1/2" nominal and subject to change without notice. Neo-Metro assumes no responsibility for use of void or superseded data. Neo-Metro, City of Industry, CA, Member of Morris Group International. Please visit [www.acorneng.com](http://www.acorneng.com) for most current specifications.

When properly installed,  
the Basin is ADA compliant.



**INSTALLATION INSTRUCTIONS ARE AVAILABLE**

Latest product information [www.neo-metro.com](http://www.neo-metro.com)

Tech Sheet: **TS9163** Page **2/2** Revised: **09/06/2023**

**NEO-METRO® by ACORN®**

A Member of Morris Group International

15125 Proctor Avenue • City of Industry, CA 91746 USA  
TF 800.488.8999 • PH 626.366.4561 • FX 626.961.2200