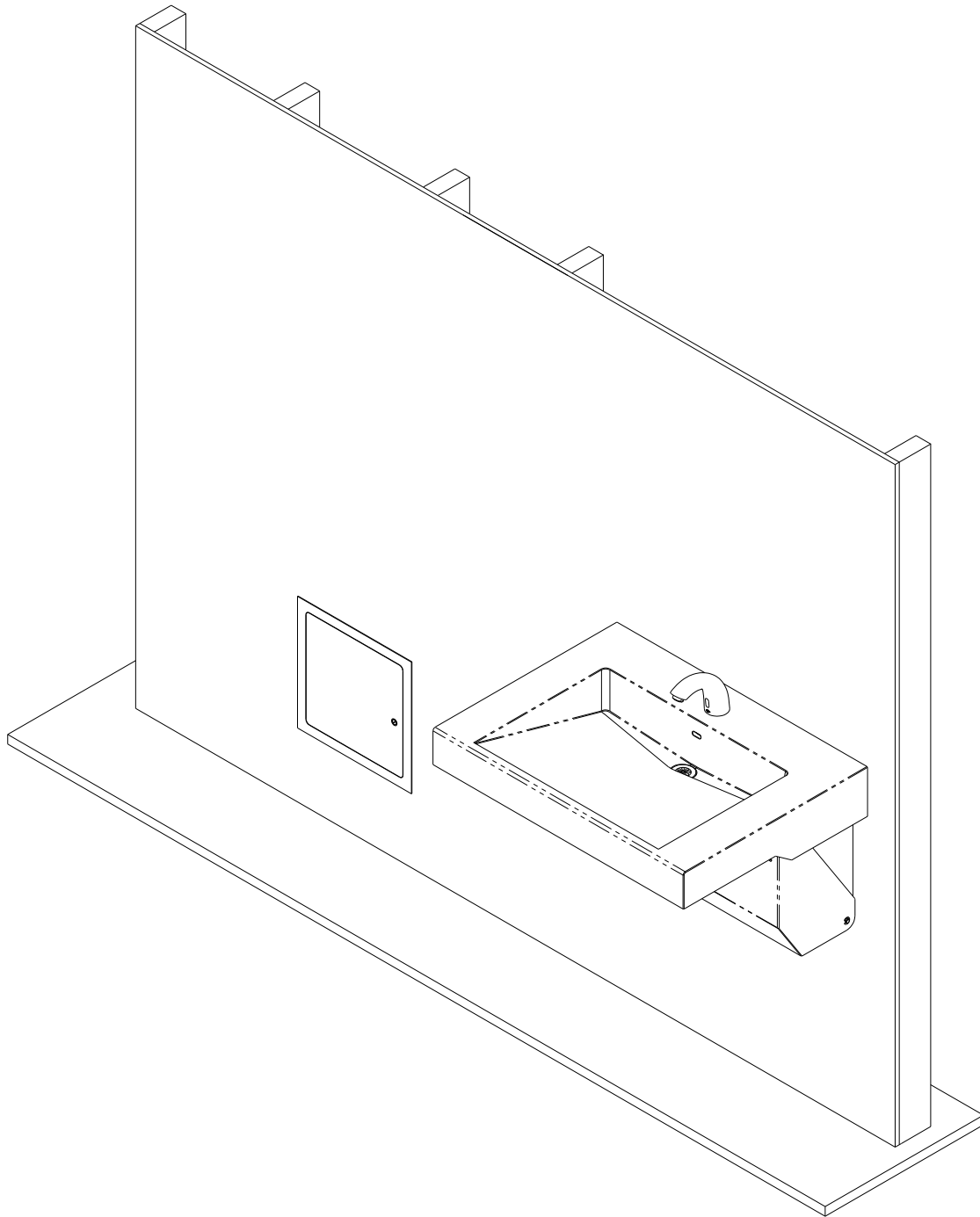


CHRONOMITE Invisible® Water Heater Wall Sleeve **INSTALLATION AND OPERATION INSTRUCTIONS**

(Before installation, compare electrical requirements needed for the model of heater selected)



Acorn Engineering Company™ assumes no responsibility for use of void or superseded data.
© Copyright Acorn Engineering, City of Industry, CA Member of Morris Group International.
Please visit www.chronomite.com for most current specifications.

3100-013-001
09/2020

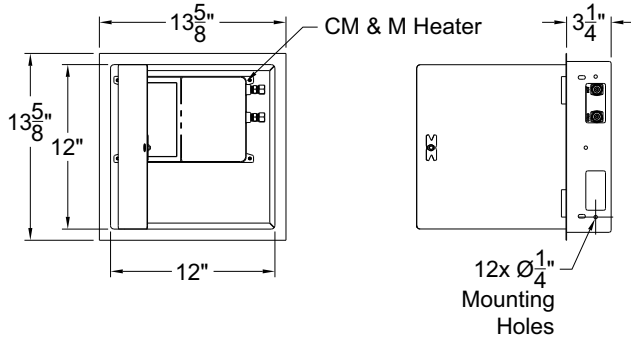
COMPLIES WITH
STANDARDS

CHRONOMITE
Instantaneous
Water Heaters

Member of
MORRIS GROUP
INTERNATIONAL™

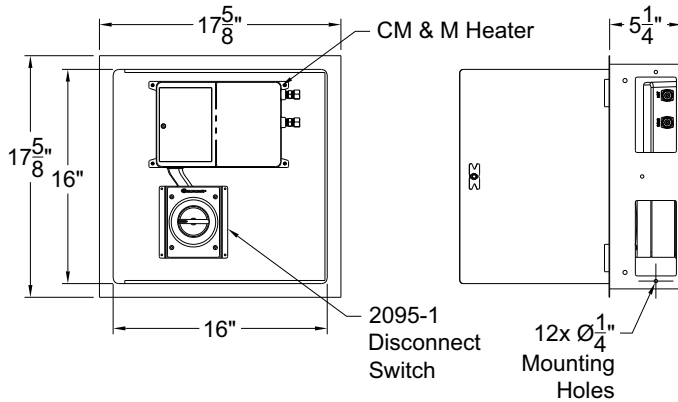
17451 Hurley St.
City of Industry, CA
91744 U.S.A.
Phone 800-447-4962
626-937-4270

www.chronomite.com



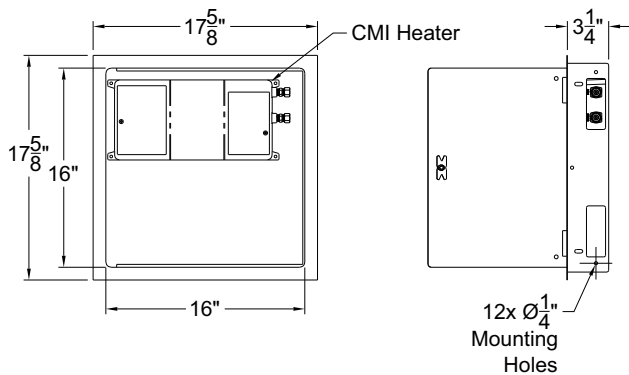
CM & M Series Heater

MODEL NUMBERS	NOMINAL SIZE	WALL OPENING	ELECTRICAL DISCONNECT
Z-S1212	12" x 12"	12-1/2" x 12-1/2" x 3-1/4"	NO
Z-S1616D	16" x 16"	16-1/2" X 16-1/2" x 5-1/4"	YES / PRE-WIRED



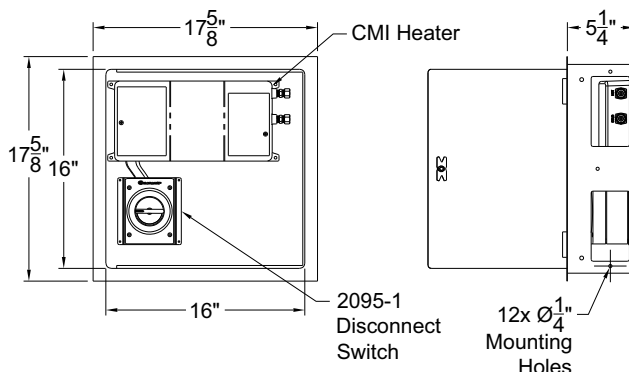
OPTIONS

- -AKL Allen Key Latch
- -CL Cylinder Lock (one per door)
- -SS Stainless Steel Construction (Type 304 No. 4 Satin Finish)



CMI Series Heater

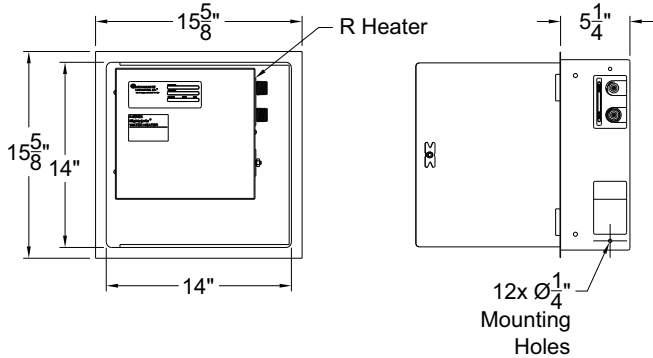
MODEL NUMBERS	NOMINAL SIZE	WALL OPENING	ELECTRICAL DISCONNECT
Z-C1616	16" x 16"	16-1/2" x 16-1/2" x 3-1/4"	NO
Z-C1616D	16" x 16"	16-1/2" X 16-1/2" x 5-1/4"	YES / PRE-WIRED



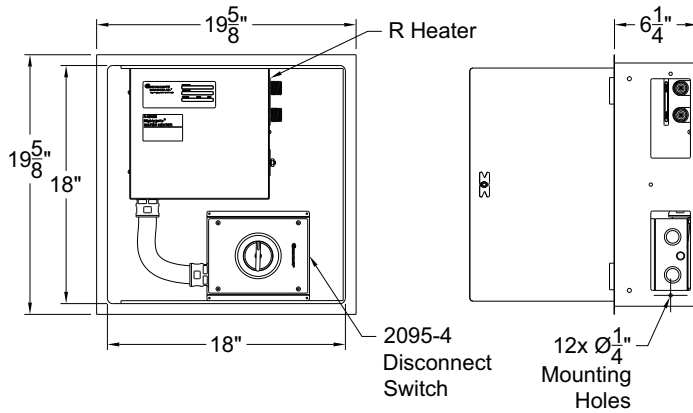
OPTIONS

- -AKL Allen Key Latch
- -CL Cylinder Lock (one per door)
- -SS Stainless Steel Construction (Type 304 No. 4 Satin Finish)

R Series Heater



MODEL NUMBERS	NOMINAL SIZE	WALL OPENING	ELECTRICAL DISCONNECT
Z-R1414	14" x 14"	14-1/2" x 14-1/2" x 5-1/4"	NO
Z-R1818D	18" x 18"	18-1/2" X 18-1/2" x 6-1/4"	YES / PRE-WIRED

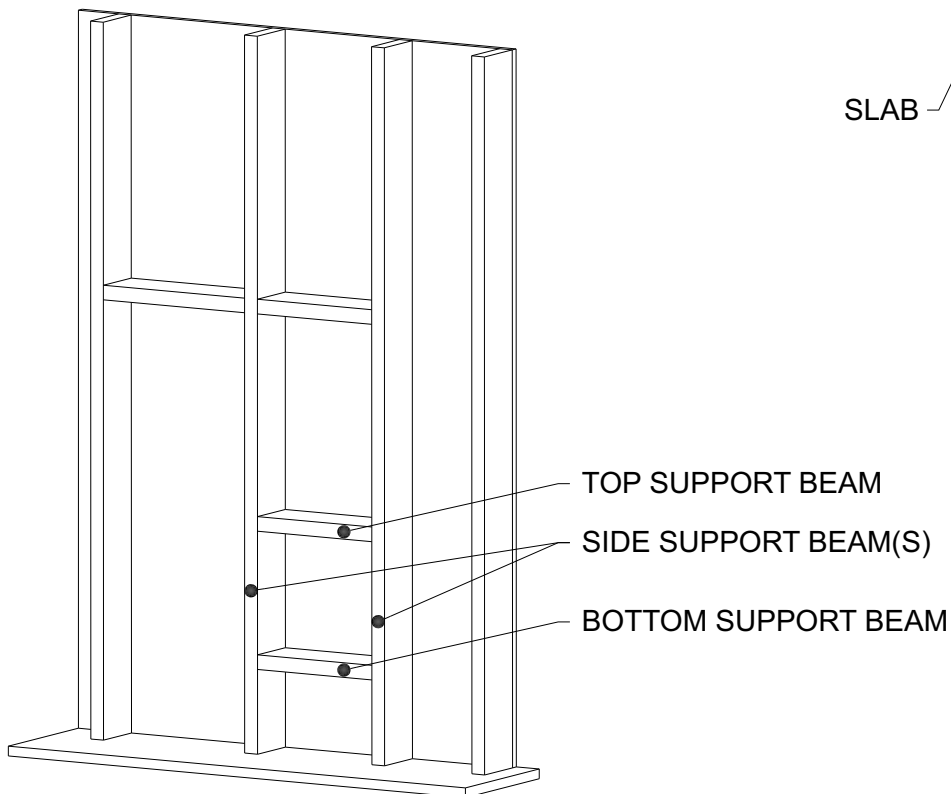
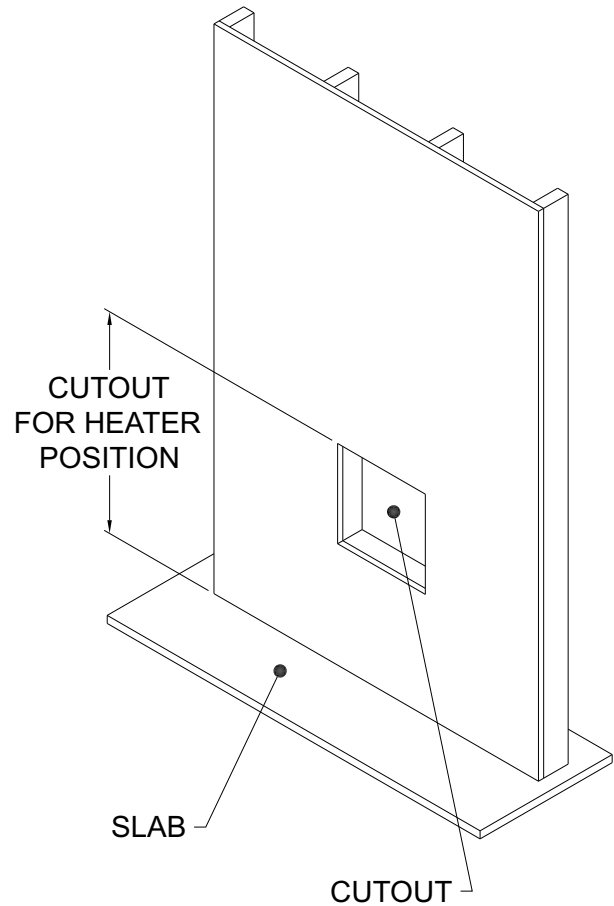


OPTIONS

- -AKL Allen Key Latch
- -CL Cylinder Lock (one per door)
- -SS Stainless Steel Construction (Type 304 No. 4 Satin Finish)

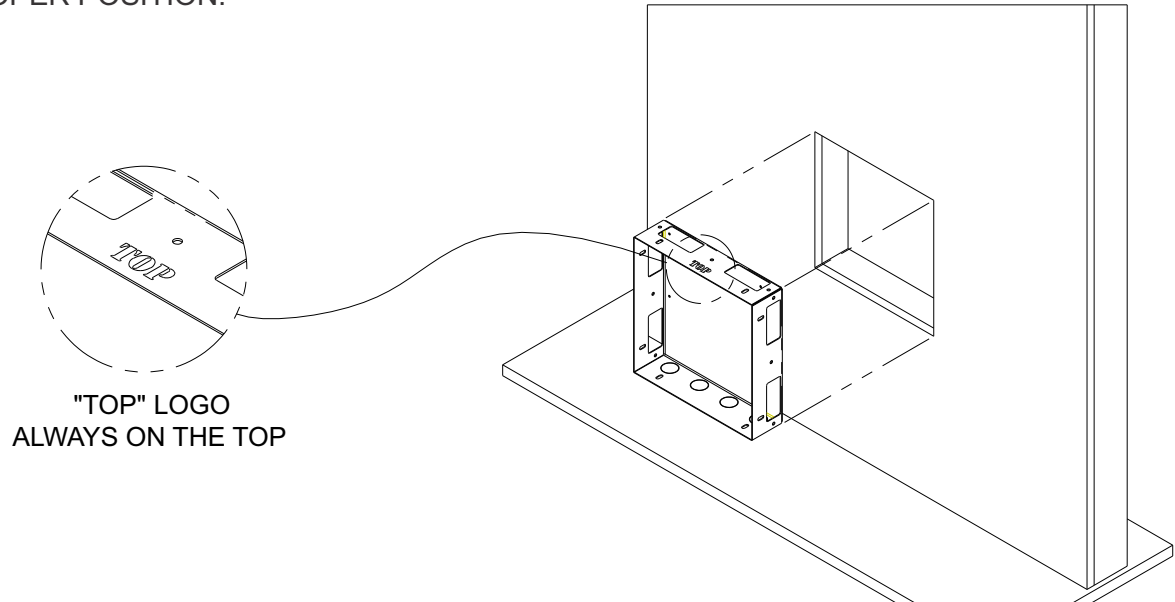
STEP 1:

- CUTOUT THE WALL APPROXIMATELY TO FIT THE SIZE OF THE BOX AND IT MUST LOCATE BELOW THE POINT OF DISCHARGE OF THE FAUCET.
- INSTALL TOP AND BOTTOM SUPPORT BEAM AS NEEDED.
- SECURE SLEEVE TO SUPPORT BEAM(S). IT IS RECOMMENDED TO HAVE 2 SUPPORT BEAMS MINIMUM.



STEP 2:

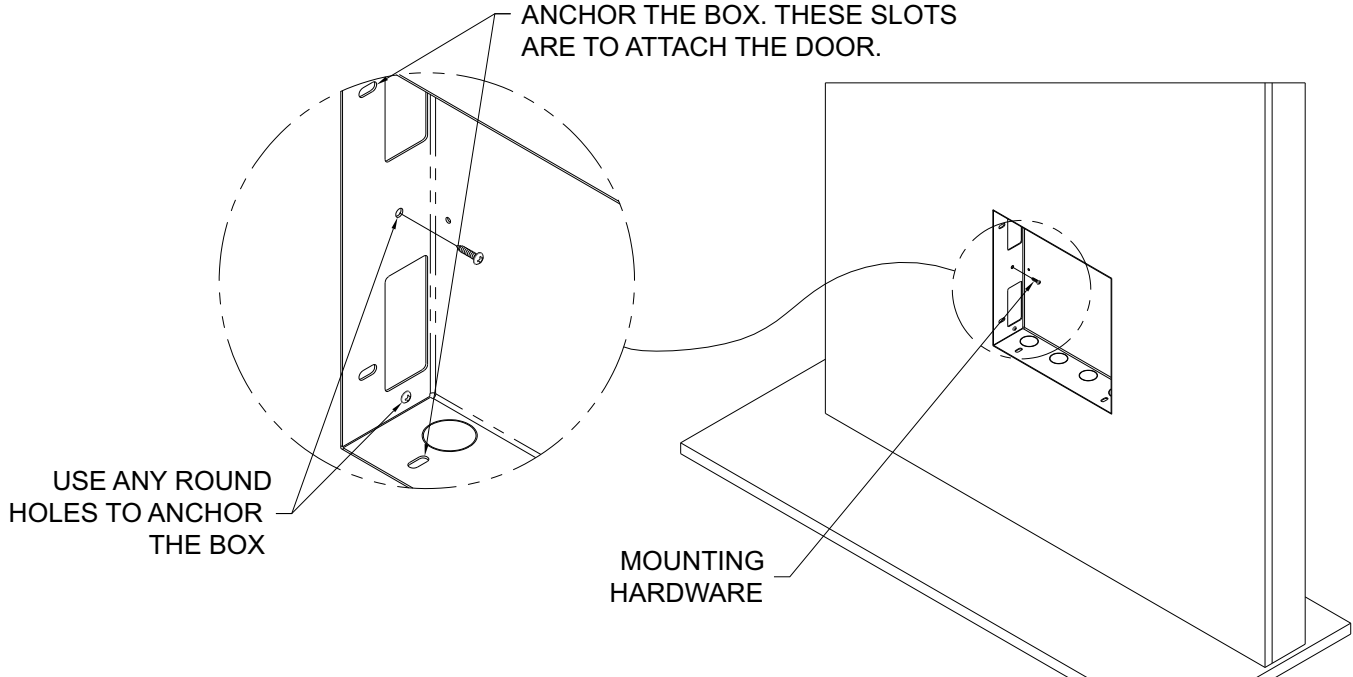
PRIOR TO SLIDING THE BOX INTO THE CUTOUT, MAKE SURE IT IS ORIENTED IN THE PROPER POSITION.



STEP 3:

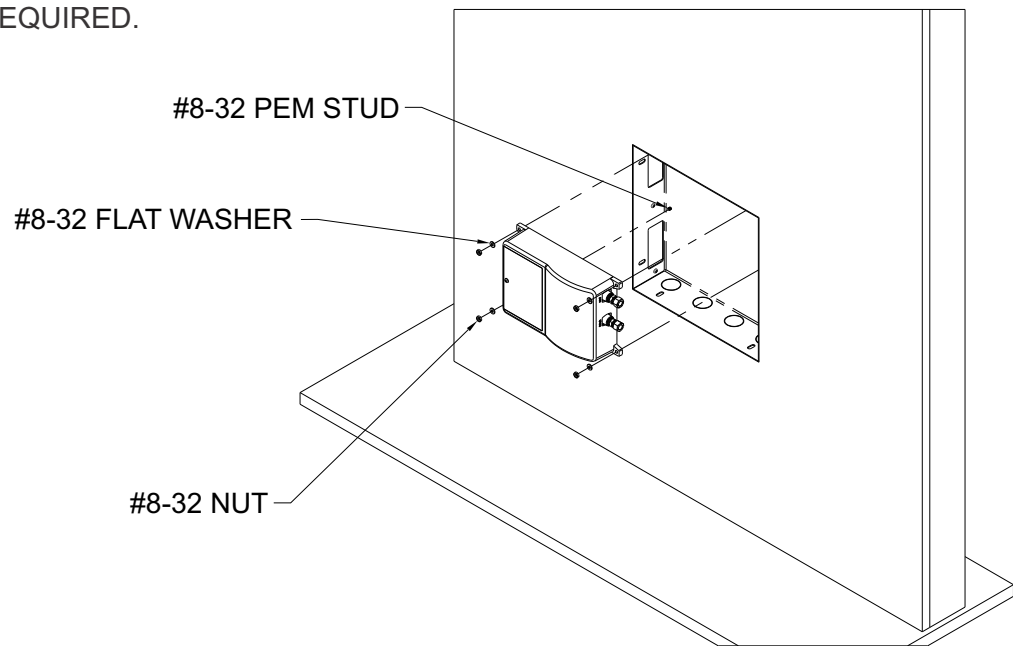
USE PROPER HARDWARE AS REQUIRED TO SECURE THE BOX IN PLACE.

DO NOT USE SLOTTED HOLES TO ANCHOR THE BOX. THESE SLOTS ARE TO ATTACH THE DOOR.



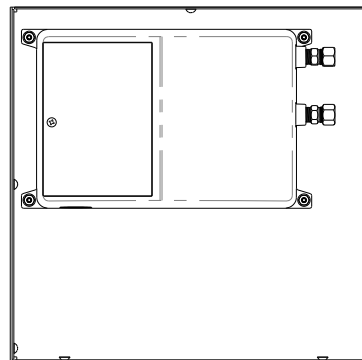
STEP 4:

INSTALL THE HEATER USING PROPER
HARDWARE AS REQUIRED.



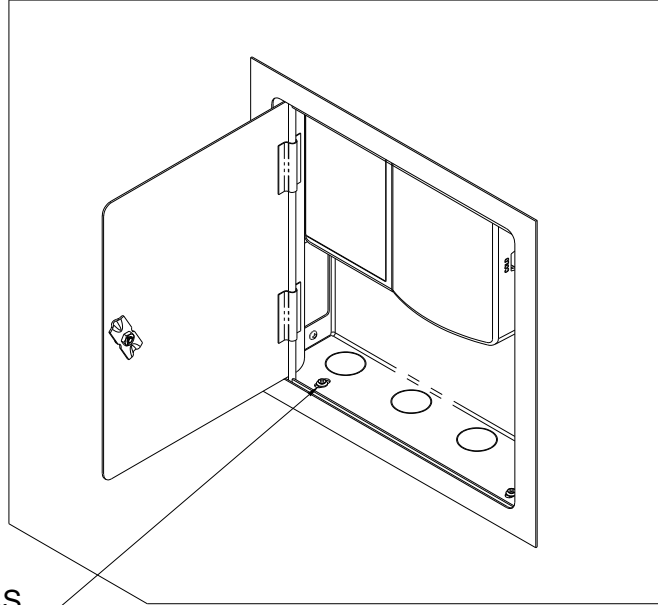
STEP 5:

PERFORM ELECTRICAL AND PLUMBING
TEST PER HEATER INSTALLATION MANUAL
SPECIFIC TO YOUR MODEL.

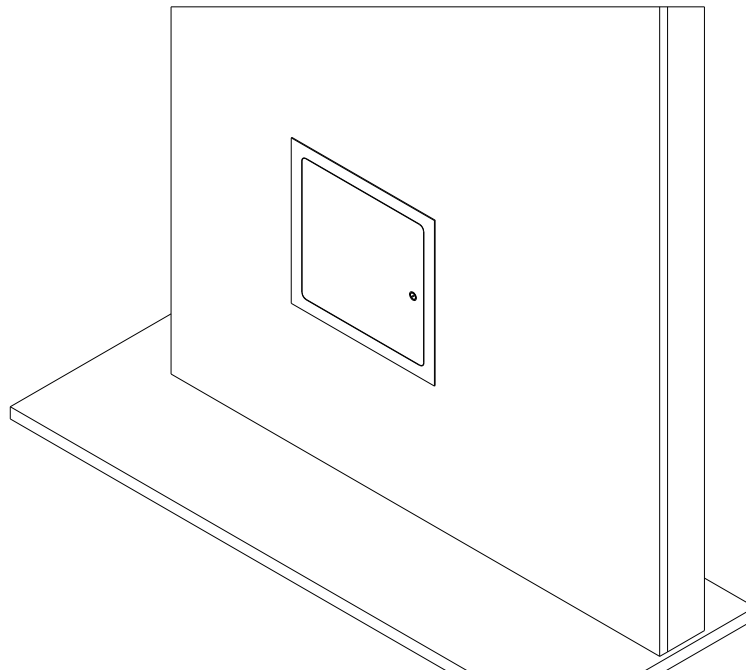


STEP 6:

INSTALL THE DOOR USING PROPER
HARDWARE TO SECURE IT IN PLACE.



HARDWARE AS
REQUIRED IN THE
SLOTS





MAIL ADDRESS

P.O. BOX 3527
CITY OF INDUSTRY, CA 91744 U.S.A.

PHYSICAL ADDRESS

17451 HURLEY STREET
CITY OF INDUSTRY, CA 91744 U.S.A.

TOLL FREE 800-447-4962 • **LOCAL** 626-937-4270
FAX 626-937-4279 • **WEB** www.chronomite.com

WARRANTY INFORMATION

Your Invisible Water Heater Wall Sleeve has been engineered and built to the highest quality standards and is backed by a full, factory warranty. Every Invisible Water Heater Wall Sleeve is guaranteed to be free from defects in material and workmanship for a period of (1) year from the date of purchase. The above warranty applies to original purchaser if unit is installed per Chronomite Laboratories, Inc.'s Installation Instructions. Chronomite Laboratories, Inc. will repair or exchange parts at the factory at no cost. This warranty is limited to repairing or replacing said products which prove to be defective upon factory inspection, F.O.B. City of Industry, California.

EXCLUSION OF COVERAGE FROM THIS LIMITED WARRANTY:

1. Chronomite is not liable under this limited warranty or otherwise if the water heater has not been installed or maintained in accordance with Chronomite's printed instructions or installed with improper installation materials. In addition, the water heater or any of its component parts have been subject to misuse, neglect, alteration or accident and the water heater has not been installed in accordance with the applicable local plumbing and or building codes and/or regulations.
2. Chronomite is not liable under this warranty if the water heater has not been continuously supplied with potable water or the water inlet temperature is above Chronomite's recommended maximum temperature. In addition, water heater experiences any water pressure or flow interruptions, normal operation inlet water pressure is outside of the published specification (UPC 2009), or exposed to any condition that causes the heater to turn on before the air is purged from the heater also known as "dry fire."
3. Chronomite is not liable if the water heater has been exposed to conditions resulting from floods, earthquakes, winds, fire, freezing, lightning or circumstances beyond Chronomite's control, or has been used for other than the intended purpose.

If violation occurs from the stated exclusions of coverage from this limited warranty or thereafter; owner, and not Chronomite or its agent/representative, is liable for and shall pay for all field charges, labor, water heater, damage or other expenses incurred in the repair or replacement of the water heater.