







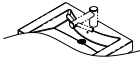
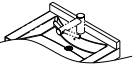

30" Solid Surface Basin



Patented D744,074

Model Shown: 9141 With Dyson Airblade™ Wash + Dry WD04
30" Wide Solid Surface Deck with Integrated Basin & Optional Trap Enclosure

- WALL MOUNTED 30" LENGTH SOLID SURFACE DECK WITH INTEGRATED BASIN
- INTENDED TO BE UTILIZED WITH DYSON AIRBLADE™ FAUCETS
- ACCOMMODATES HEAVY-DUTY COMMERCIAL FLOOR MOUNTED CARRIER
- ADA COMPLIANT (WHEN PROPERLY INSTALLED) 
- OBC COMPLIANT (WHEN PROPERLY INSTALLED) (ONTARIO BUILDING CODE - CANADA)
- CSA COMPLIANT (CANADIAN STANDARDS ASSOCIATION)
- MATERIAL OF CONSTRUCTIONS PHYSICAL PROPERTIES IN COMPLIANCE WITH:
CSA B45.5/IAPMO Z124
ANSI/ICPA SS-1
- GREENGUARD GOLD CERTIFIED FOR LOW EMISSIONS

DESCRIPTION	MODEL/OPTION #
A ORIENTATION - Required Selection INIT. <input type="text"/>	
 <input type="checkbox"/> Standard Arm/Wall Mounted Carrier Suggested for residential/light commercial applications	9141-MC
 <input type="checkbox"/> Commercial Floor Mounted Arm/Carrier Required for commercial application (requires 2" x 6" wall construction)	9141-MC-FLR 
CONSTRUCTION INFORMATION Specify - Wall Thickness: _____ Wall Type: _____ (e.g. drywall with tile, concrete, etc.)	
Add(+) B COUNTER COLOR SELECTION - Required Selection INIT. <input type="text"/>	
Corterra® Solid Surface Color Color: _____ (Refer to https://www.neo-metro.com/luxury-solid-surface for available colors)	
Add(+) C FAUCET AND CONFIGURATION - Required Selection INIT. <input type="text"/>	
<input type="checkbox"/> No Faucet Hole For wall mounted faucet	- H0
<input type="checkbox"/> Single Hole ø1-5/16" Centered Hole	- H1
 <input type="checkbox"/> Dyson Airblade™ Wash + Dry WD04 Deck Mounted Short Faucet	
 <input type="checkbox"/> Dyson Airblade™ Wash + Dry WD06 Wall Mounted Faucet	
Customer is required to submit faucet spec sheet to confirm compatibility with Neo-Metro's faucet drilling.	
Add(+) D BACKSPLASH - Required Selection INIT. <input type="text"/>	
 <input type="checkbox"/> Standard Deck	
 <input type="checkbox"/> Backsplash	-BKS
Add(+) E P-TRAP COVER ENVIRO-GLAZE COLOR INIT. <input type="text"/>	
Satin Finish Standard- Optional Selection Enviro-Glaze Color Color: _____ (Refer to https://www.neo-metro.com/enviro-glaze for available colors)	
Add(+) F PRODUCT OPTIONS - Optional Selection INIT. <input type="text"/>	
 <input type="checkbox"/> MXTP ASSE 1070 Tempering Valve	-ST70CP-12



30" Solid Surface Basin

Counter with Integral Basin is constructed of Corterra solidsurface polymer resin. Fixture includes Overflow, Grid Strainer, and continuous Waste Piping with 1-1/2" P-Trap. **Note:** To Insure proper drainage, use the supplied Grid Strainer. This product is not to be utilized with a "pop-up" type Drain Fitting.

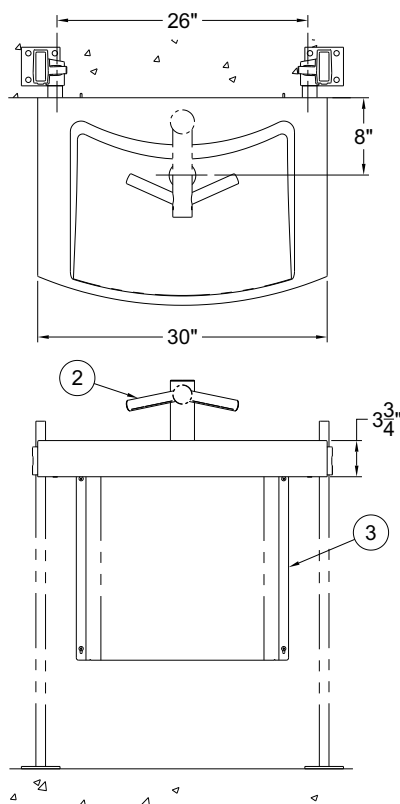
The Deck is configured for Carrier mounting
A commercial floor mounted Arm/Carrier (-MC-FLR) is available optionally which requires a 2" x 6" wall construction. Carrier system is concealed in the wall therefore installation must be coordinated before wall is finished.

Optional P-Trap Enclosure conceals hot & cold Mixing Valve, Supply and Waste onnections. Enclosure is fabricated of 18 gage, type 304 stainless steel with a satin finish engineered to provide a profile that complies with both ADA & OBC.



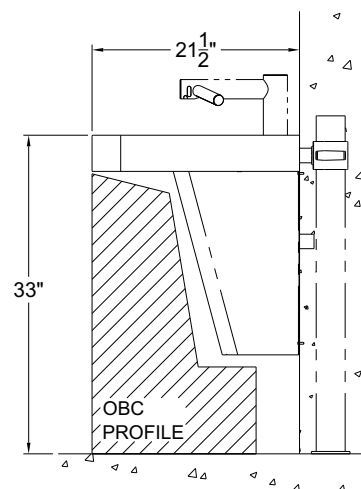
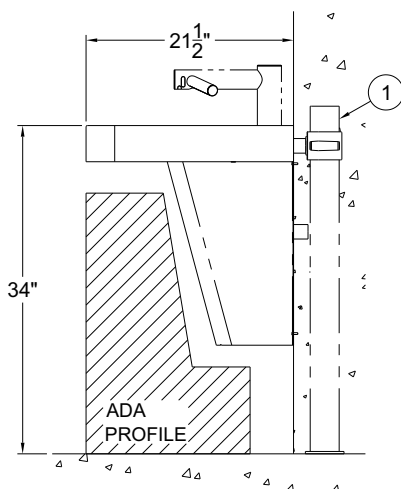
Basin is intended to be mounted to accommodate ADA. When mounted 34" at finished floor, fixture would comply with ANSI, UFAS and ADA requirements. Alternatively, when mounted 33" above finished floor, fixture would comply with OBC requirements. Compliance is subject to the interpretation and requirements of the local code authority

Dyson Airblade™ Wash + Dry Faucets are optionally available, in both deck and wall mounted versions. A 1-5/16" (33.3mm) hole can be drilled in a pre-configured single-hole (-H1) and a no hole option (-H0) wall mounted faucets by others. Neo-Metro requires customers to submit specification sheet of Faucet to confirm compatibility. Custom Faucet configurations may be specified by submitting a completed and signed Faucet Drilling Worksheet. Neo-Metro stainless steel commercial faucets are available and sold separately.



- ① OPTIONAL COMMERCIAL FLOOR MOUNTED ARM/CARRIER(-MC-FLR)
- ② DYSON AIRBLADE™ WASH + DRY WD04 DECK MOUNTED SHORT FAUCET
- ③ OPTIONAL TRAP ENCLOSURE

All dimensions are subject to manufacturer's tolerance of plus or minus 1/8" nominal and subject to change without notice. assumes no responsibility for use of void or superseded data. Neo-Metro, City of Industry, CA, Member of Morris Group International. Please visit www.acorneng.com for most current specifications.



APPROVAL FOR MANUFACTURE

COMPANY: _____

PROJECT NAME: _____

SIGNEE'S NAME WRITTEN CLEARLY: _____

DATE: _____

AUTHORIZED SIGNATURE: _____